


ELECTION HELD ON THE 5th DAY OF MARCH, 2024


MONTGOMERY COUNTY, ALABAMA

We, the undersigned, constituting the Canvassing Board of the above county aforesaid hereby certify that the foregoing is a correct return of the votes cast for and against the candidates and/or questions in the above Election which were voted on at the election on the day and date first above set out.


THIS THE 12th DAY OF MARCH, 2024.



LaToya C. Barker, Probate Court Chief Clerk



Derrick Cunningham, Sheriff



Gina Jobe Ishman, Circuit Clerk

CANVASSING
BOARD

SUMMARY REPORT

PRIMARY ELECTION
 MARCH 5, 2024
 OFFICIAL ELECTION RESULTS
 ALABAMA DEMOCRATIC P

OFFICIAL RESULTS

RUN DATE:03/12/24 01:08 PM

CANDIDATE OF THE DEMOCRATIC PARTY FOR PRESIDENT OF THE U
 (VOTE FOR) 1

	VOTES	PERCENT
JOSEPH R BIDEN JR.	20,532	90.31
DEAN PHILLIPS	1,034	4.55
UNCOMMITTED.	1,170	5.15

UNITED STATES REPRESENTATIVE, 2ND CONGRESSIONAL DISTRICT
 (VOTE FOR) 1

	VOTES	PERCENT
JAMES AVERHART.	298	1.32
NAPOLEON BRACY, JR.	2,102	9.29
MERIKA COLEMAN.	2,033	8.98
ANTHONY DANIELS	6,077	26.85
SHOMARI FIGURES	9,010	39.81
JUANDALYNN "Le Le" GIVAN	918	4.06
JEREMY GRAY.	394	1.74
PHYLLIS HARVEY-HALL	1,449	6.40
WILLIE J. LENARD	95	.42
VIMAL PATEL.	184	.81
LARRY DARNELL SIMPSON	75	.33

CIRCUIT COURT JUDGE, 15TH JUDICIAL CIRCUIT, PLACE NO
 (VOTE FOR) 1

	VOTES	PERCENT
MONET McCORVEY GAINES	15,525	70.12
GREG GRIFFIN	6,616	29.88

MEMBER, MONTGOMERY COUNTY COMMISSION, DISTRICT NO. 1
 (VOTE FOR) 1

	VOTES	PERCENT
DAN HARRIS	3,526	69.59
KENNETH LANEUX	990	19.54
JIHAN SANDERS	551	10.87

MEMBER, MONTGOMERY COUNTY COMMISSION, DISTRICT NO. 2
 (VOTE FOR) 1

	VOTES	PERCENT
CARMEN MOORE-ZEIGLER.	3,356	62.22
ERICK WRIGHT	2,038	37.78

MONTGOMERY COUNTY JUDGE OF PROBATE
 (VOTE FOR) 1

	VOTES	PERCENT
DARNELL COLEY	2,040	9.00
J C LOVE, III	20,622	91.00

DELEGATES TO THE 2024 DEMOCRATIC NATIONAL CONVENTION
 2ND CONGRESSIONAL DISTRICT
 (VOTE FOR) 7

	VOTES	PERCENT
JOSEPH R BIDEN JR DELEGATES	0	
KYLE ADAMS	8,335	11.26
BARBARA DRUMMOND	8,800	11.89
PATRICIA G. EDINGTON.	8,463	11.43
PHILLIP DAVID ENSLER.	10,443	14.11
VIVIAN DAVIS FIGURES.	13,846	18.71
KIRK HATCHER	11,236	15.18
PATRICE "Penni" McCLAMMY	12,443	16.81
UNCOMMITTED DELEGATES	0	
JIM LAWLOR	447	.60

SUMMARY REPORT

PRIMARY ELECTION
MARCH 5, 2024
OFFICIAL ELECTION RESULTS
ALABAMA REPUBLICAN P

OFFICIAL RESULTS

RUN DATE:03/12/24 01:08 PM

VOTES PERCENT

VOTES PERCENT

CANDIDATE OF THE REPUBLICAN PARTY FOR PRESIDENT OF THE U
(VOTE FOR) 1

RYAN L. BINKLEY	21	.13
CHRIS CHRISTIE.	64	.39
RON DeSANTIS	275	1.67
NIKKI HALEY.	3,224	19.54
VIVEK RAMASWAMY	73	.44
DAVID STUCKENBERG.	23	.14
DONALD J. TRUMP	12,372	74.99
UNCOMMITTED.	447	2.71

MEMBER, MONTGOMERY COUNTY COMMISSION, DISTRICT NO. 3
(VOTE FOR) 1

JUSTIN CASTANZA	3,297	80.38
CEDRIC COLEY	805	19.62

UNITED STATES REPRESENTATIVE, 2ND CONGRESSIONAL DISTRICT
(VOTE FOR) 1

GREG ALBRITTON.	1,057	6.60
DICK BREWBAKER.	10,532	65.76
CAROLEENE DOBSON	3,467	21.65
KARLA M. DupRIEST.	102	.64
WALLACE GILBERRY	107	.67
HAMPTON S. HARRIS.	471	2.94
STACEY T. SHEPPERSON.	113	.71
BELINDA THOMAS.	167	1.04

CHIEF JUSTICE OF THE SUPREME COURT
(VOTE FOR) 1

SARAH STEWART	9,170	60.13
BRYAN TAYLOR	6,081	39.87

COURT OF CIVIL APPEALS JUDGE, PLACE 2
(VOTE FOR) 1

CHAD HANSON.	7,700	61.14
STEPHEN DAVIS PARKER.	4,894	38.86

COURT OF CRIMINAL APPEALS JUDGE, PLACE 2
(VOTE FOR) 1

RICH ANDERSON	6,296	46.74
THOMAS GOVAN	7,175	53.26

PRESIDENT, PUBLIC SERVICE COMMISSION
(VOTE FOR) 1

TWINKLE ANDRESS CAVANAUGH	11,327	73.29
ROBERT L. McCOLLUM	4,129	26.71

MEMBER, STATE BOARD OF EDUCATION, DISTRICT NO. 3
(VOTE FOR) 1

ANN C. EUBANK	625	8.49
CHARLOTTE MEADOWS.	3,687	50.10
KELLY MOONEY	1,683	22.87
MELISSA B. SNOWDEN	1,364	18.54

SUMMARY REPORT

PRIMARY ELECTION
MARCH 5, 2024
OFFICIAL ELECTION RESULTS
NONPARTISAN

OFFICIAL RESULTS

RUN DATE:03/12/24 01:08 PM

VOTES PERCENT

PROPOSED STATEWIDE AMENDMENT NUMBER 1
(VOTE FOR) 1

Yes	17,440	48.58
No.	18,459	51.42

3.5 MILL COUNTYWIDE SCHOOL TAX
(VOTE FOR) 1

FOR proposed taxation	22,038	57.77
AGAINST proposed taxation	16,108	42.23

SUMMARY REPORT

PRIMARY ELECTION
MARCH 5, 2024
OFFICIAL ELECTION RESULTS
STATISTICS

OFFICIAL RESULTS

RUN DATE:03/12/24 01:08 PM

VOTES PERCENT

PRECINCTS COUNTED (OF 53)	53	100.00
REGISTERED VOTERS - TOTAL	161,386	
BALLOTS CAST - TOTAL	39,801	
BALLOTS CAST - ALABAMA DEMOCRATIC P.	23,077	57.98
BALLOTS CAST - ALABAMA REPUBLICAN P.	16,575	41.64
BALLOTS CAST - NONPARTISAN	149	.37
BALLOTS CAST - BLANK	3	.01
VOTER TURNOUT - TOTAL		24.66
VOTER TURNOUT - BLANK		